

**STATE OF WEST VIRGINIA  
SECRETARY OF STATE**

**Private Detective or Investigator Surety Bond**

Bond No. \_\_\_\_\_

**KNOW ALL MEN BY THESE PRESENTS:**

That we, 1) \_\_\_\_\_ as Principal, and  
2) \_\_\_\_\_, a corporation authority to do  
business in the State of West Virginia, as surety, are firmly bound unto the State of West Virginia, in the just and full sum of  
**Five Thousand Dollars** (\$5,000), for which payment we bind ourselves and our legal representatives and successors,  
jointly and severally.

**WHEREAS**, the principal has filed an application with the Secretary of State for a license to engage in the business  
of Private Detective or Investigator or the business of Watch, Guard or Patrol Agency.

**NOW, THEREFORE, THE CONDITION OF THIS OBLIGATION** is that if the if the Principal shall faithfully and  
honestly conduct the business for which the application is filed and license certificate issued, then this obligation shall be  
void; otherwise, it shall remain in full force and effect.

This Bond is executed pursuant to the provisions of Chapter 30, Article 18, of the Official Code of West Virginia, and  
rules of the Secretary of State promulgated thereunder, which are hereby made an express part of this bond.

The premium for which this bond is written is 3) \_\_\_\_\_ dollars (\$\_\_\_\_\_).

This Bond is to cover all claims on account of the issuance of the license to the principal for the full term thereof.  
This bond is effective from 4) \_\_\_\_\_ day of \_\_\_\_\_, 20\_\_\_\_, to the 5) \_\_\_\_\_ day of  
\_\_\_\_\_, 20\_\_\_\_.

**IN WITNESS WHEREOF** the principal and surety have executed this instrument the 6) \_\_\_\_\_ day of  
\_\_\_\_\_, 20\_\_\_\_.

7) \_\_\_\_\_  
Principal

8) \_\_\_\_\_  
Surety Corporation

\_\_\_\_\_  
Complete Address of Principal


\_\_\_\_\_  
Address of Surety Corporation


\_\_\_\_\_  
Telephone Number of Principal

\_\_\_\_\_  
Phone Number of Surety Corporation

9) \_\_\_\_\_  
Signature of Principal

10) \_\_\_\_\_  
Signature of Surety

11) Principal's Seal 

12) Raised Surety Seal 

**Acknowledgment by Principal if Individual**

- 13) State of \_\_\_\_\_,
- 14) County of \_\_\_\_\_, to-wit:
- 15) I, \_\_\_\_\_, a Notary Public in and for the county
- 16) and state aforesaid, do certify that \_\_\_\_\_,  
whose name is signed to the writing above or hereto annexed, has this day acknowledged the same before me in my  
said county.
- 17) Given under my hand this \_\_\_\_\_ day of \_\_\_\_\_, 20 \_\_\_\_\_.
- 18) \_\_\_\_\_ Notary Public
- 19) Notary Seal
- 20) My Commission Expires \_\_\_\_\_.
- 

**Acknowledgment by Principal if LLC or Corporation**

- 21) State of \_\_\_\_\_,
- 22) County of \_\_\_\_\_, to -wit:
- 23) I, \_\_\_\_\_, a Notary Public in and for the county
- 24) and state aforesaid, do hereby certify that \_\_\_\_\_,
- 25) who, as \_\_\_\_\_, signed the writing above or hereto annexe d,
- 26) for \_\_\_\_\_, a corporation, has this day, in my  
said county before me acknowledged the said writing to be the act and deed of said corporation.
- 27) Given under my hand this \_\_\_\_\_ day of \_\_\_\_\_, 20 \_\_\_\_\_.
- 28) \_\_\_\_\_ Notary Public
- 29) Notary Seal
- 30) My Commission Expires \_\_\_\_\_.

**Acknowledgment for Surety**

- 31) State of \_\_\_\_\_,
- 32) County of \_\_\_\_\_, to -wit:
- 33) I, \_\_\_\_\_, a Notary Public in and for the county
- 34) and state aforesaid, do hereby certify that \_\_\_\_\_, who, as
- 35) \_\_\_\_\_, signed the writing above or here to annexed, for
- 36) \_\_\_\_\_, a corporation, has this day, in my  
said county before me, acknowledged the said writing to be the act and deed of said corporation.
- 37) Given under my hand this \_\_\_\_\_ day of \_\_\_\_\_, 20 \_\_\_\_\_.
- 38) \_\_\_\_\_ Notary Public

39) Notary Seal

40) My Commission Expires \_\_\_\_\_.

---

**Approved** as to sufficiency of form and manner of execution this \_\_\_\_\_ day of \_\_\_\_\_, 20 \_\_\_\_\_.

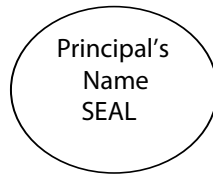
\_\_\_\_\_  
Attorney General of the State of West Virginia

By \_\_\_\_\_  
Deputy Attorney General

## Bond Instructions

Line:

1. Enter the name of the Principal to be covered by the bond.
2. Enter the name of the Surety company issuing the bond.
3. Enter the amount of the premium paid to surety.
4. Enter the effective date of the bond.
5. Enter the expiration date of the bond.
6. Enter the bearing date of the bond, also known as the execution date of the bond.
7. Enter the complete name, address and telephone number of the Principal to be covered by the bond.
8. Enter the complete name, address and telephone number of the Surety company issuing the bond.
9. The Principal must sign. Note the signature must be an original.
10. The Surety must sign. Note the signature must be the original signature of the officer or person having Power of Attorney to bind the Surety.
11. Affix the Principal's corporate seal. If the principal has not adopted a seal, one may be drawn by printing the name of the company and the word "SEAL" and circling them.



12. Affix the raised or embossed corporate seal of the Surety.

### Section to be completed by the Notary Public acknowledging the signature of the Principal

#### Acknowledgment by Principal if Individual

13. Enter the name of the state.
14. Enter the name of the county.
15. Enter the name of the Notary Public witnessing the transaction.
16. Enter the name of the person signing on behalf of the Principal.
17. Notary must enter the date the bond was witnessed.
18. Notary must sign here.
19. Attach notary seal.
20. Notary enters his/her commission expiration date.

#### Acknowledgment by Principal if LLC or Corporation

21. Enter the name of the state.
22. Enter the name of the county.
23. Enter the name of the Notary Public witnessing the transaction.
24. Enter the name of the person signing on behalf of the Principal. Note person signing on behalf of the Principal must be either the President or Vice President of corporation, Owner or General Partner of company or partnership, or Manager or Managing Member of Limited Liability company. If not, please provide signature authority for the person signing the bond.
25. Title of person signing on behalf of the Principal.
26. Principal covered by the bond.
27. Notary must enter the date the bond was witnessed.
28. Notary must sign here.
29. Attach notary seal.
30. Notary enters his/her commission expiration date.

### Section to be completed by the Notary Public acknowledging the signature of the Surety

31. Enter the name of the state.
32. Enter the name of the county.
33. Enter the name of the Notary Public witnessing the transaction.
34. Enter the name of the person binding the Surety.

35. Enter title of the person binding the Surety.
36. Enter name of the Surety.
37. Notary must enter the date the bond was witnessed.
38. Notary must sign here.
39. Attach notary seal.
40. Notary enters his/her commission expiration date.

#### **POWER OF ATTORNEY INSTRUCTIONS**

**A Power of Attorney for the Surety must be attached. It must be in full force and effect on the execution date indicated on the front page of the bond (Line 5). The raised or embossed corporate seal must also be affixed to the Power of Attorney.**

**Power of Attorney must contain....**

**Name of Attorney in fact must be listed.**

**The Power of Attorney may not exceed imposed limitations.**

**The Certificate date, should be the bond execution date.**

**The signature of the authorized official must be affixed. The signature may be a facsimile.**

**A raised or embossed seal.**